



Release Notes

VidyoRoom™ and VidyoPanorama™ 600

Anchor Version 3.3.21 (0729)

April, 2017

Doc. Rev A

About VidyoRoom™ and VidyoPanorama™ 600 Anchor Version 3.3.21 (0729)

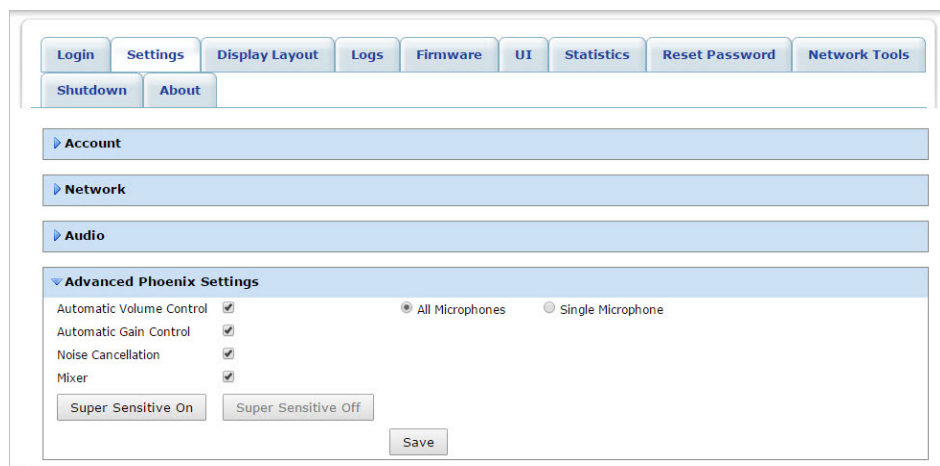
These Release Notes apply to the following products:

- VidyoRoom HD-2
- VidyoRoom HD-3
- VidyoRoom HD-40 Revision A
- VidyoRoom HD-40 Revision B
- VidyoRoom HD-40 Revision C
- VidyoRoom HD-100 Revision D
- VidyoRoom HD-230 Revision A
- VidyoRoom HD-230 Revision B
- VidyoPanorama 600
- VidyoRoom SE

What's New in This Release



❖ Advanced Settings for Phoenix Audio Devices

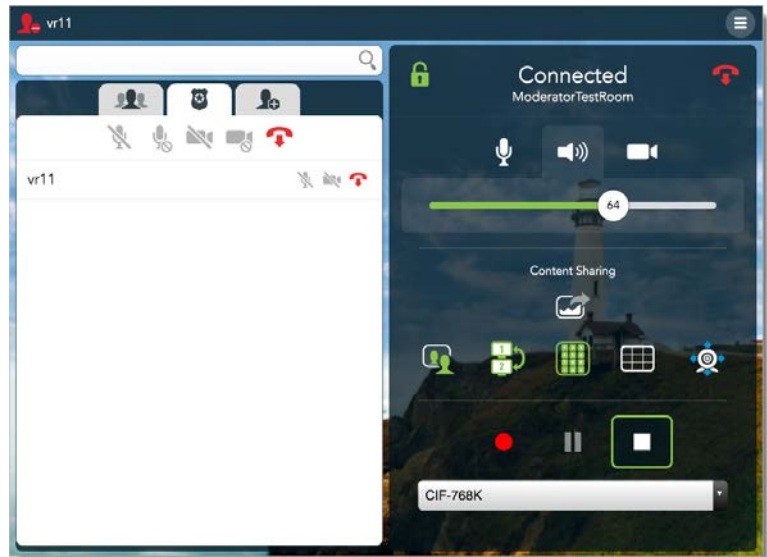
- If you work in a hospital or another environment where the noise levels can vary greatly, but you still need to clearly hear the audio from your Phoenix audio devices, you'll appreciate the advanced settings we've added to version 3.3.21.
- The new settings enable you to more finely control the audio processed through your Phoenix devices. You can now configure automatic volume control, automatic gain control, noise cancellation, mixer, and Super Sensitive mode for all the microphones or for a single microphone.



❖ VidyoRemote™ 3 Enhancements

- We've simplified the UI for the VidyoRemote 3 for Android™ and VidyoRemote 3 for iOS apps to provide you with better control and more security.
- Here are some of the enhancements we've included in this release:

- Projection Mode is enabled by default when sharing local content.
- Room owners or participants who have specified the moderator PIN can access the Call Moderator  and Invite Participant  tabs. These tabs do not display if you're not the room owner or if there is no moderator PIN.



- You can unpair your device only if you know the code that was used to initially pair it.
- If a settings access code has been set, you can see the settings and change them once you enter the access code.

❖ Remote Control API Updates

- This release adds Presenter Centric Mode. When the Presenter Centric Mode request is enabled, participants do not appear automatically on the display. Instead, you can create and run a script from an external machine or use the remote control to pin the participants on the display.
- You can now use `Conference.Participant.SortedSummary` to get a summary of all the participants in the conference sorted in alphabetical order.

❖ Resolved Issues

- In this release, we've resolved a number of issues for enhanced reliability and usability.

Compatibility

To determine which version of the VidyoPortal™ your VidyoRoom or your VidyoPanorama 600 is compatible with, go to <https://support.vidyocloud.com>, sign in, and refer to the [Vidyo compatibility matrix](#) article.

VidyoRoom and VidyoPanorama 600 Compatibility Notices

- Version 3.3.21 (0729) of the VidyoRoom client is compatible with the following Vidyo images:

VidyoRoom Family	Vidyo Image
HD-2	HD2-Win64-0_2_20_0_0584.vimage
HD-3	HD3-Win64-0_2_21_0_0572.vimage
HD-40 Revision A	HD40-Win32-0_0_1_15_0084.vimage HD40-Win32-0_0_1_16_0126.vimage HD40-Win32-0_0_1_17_0270.vimage HD40-Win32-0_1_21_8-0676.vimage HD40-Win32-0_1_21_9-0690.vimage
HD-40 Revision B	HD40B-Win64-0_0_2_9_0094.vimage HD40B-Win64-0_0_2_12_0126.vimage HD40B-Win64-0_0_2_15_0139.vimage HD40B-Win64-0_2_17_0_0295.vimage
HD-40 Revision C	HD40C-Win64-0_2_24_0_0510.vimage
HD-100 Revision D	HD100D-Win64-0_0_2_8_0086.vimage HD100D-Win64-0_0_2_10_0120.vimage HD100D-Win64-0_0_2_15_0139.vimage HD100D-Win64-0_2_17_0_0295.vimage
HD-230 Revision A	HD230-Win64-0_0_2_8_0101.vimage HD230-Win64-0_0_2_10_0120.vimage HD230-Win64-0_0_2_15_0139.vimage HD230A-Win64-0_2_20_0_0510.vimage HD230A-Win64-0_2_21_0_0295.vimage

VidyoRoom Family	Vidyo Image
HD-230 Revision B	HD230B-Win64-0_2_19_0_0295.vimage HD230B-Win64-0_2_21_0_0295.vimage
VidyoPanorama 600	VP600-Win64-0_0_2_9_0101.vimage VP600-Win64-0_0_2_11_0120.vimage VP600-Win64-0_0_2_13_0139.vimage VP600-Win64-0_2_14_0_0295.vimage

Note Vidyo highly recommends that you apply the latest available image when upgrading your VidyoRoom or VidyoPanorama 600. However, before uploading a new image, please check which image version your VidyoRoom system is currently running. If it is already running a newer image, do not downgrade to an older image.

- VidyoPanorama 600 Internet Browser Compatibility: When viewing the Admin UI pages, you must use Internet Explorer® version 9 or later, Google® Chrome™ version 35 or later, Mozilla® Firefox® version 30 or later, or Apple® Safari® version 7 or later.

Resolved and Known Issues

To obtain the list of resolved and known issues for this release, do one of the following:

- Refer to the *VidyoRoom and VidyoPanorama 600 Anchor Version 3.3.21 (0729) Resolved and Known Issues* document on the [Vidyo Support Center](#).
- Refer to the “Resolved issues in VidyoRoom and VidyoPanorama 600 version 3.3.21” and “Known issues in VidyoRoom and VidyoPanorama 600 version 3.3.21” articles on <https://support.vidyocloud.com>.